



Monkey Maze






Can you help the monkey find the banana?
Draw a line from the monkey to the banana without touching the maze.



Please help me reach the yummy banana in the centre!

Shadow Match

Can you match the animal to the right shape?
Draw a line connecting the animal to its shadow.



Answers